

Fund information update at 31 March 2021

What is the fund's objective?

The fund's primary goal is to earn as much current income as is consistent with capital preservation and liquidity. Capital gains will be incidental. Clients benefit from wholesale cash management yields at competitive fees.

What does the fund invest in?

The Standard Bank Namibia Money Market Fund invests in five major banking groups or similar rated institutions. Certain government issues as well as issues from top-rated corporations are included in the investment universe. In line with Namibian regulations, at least 45% of the fund's assets are invested in Namibia. The fund only invests in government and corporate debt securities and in various liquid assets: Treasury Bills, Bankers Acceptances, NCDs, etc.

What possible risks are associated with this fund?

Possible risks include general market and economic risks, such as interest rate and geographical risk. The fund invests in a wide range of government and corporate debt securities in Namibia and SA with numerous institutions in various industries, which reduces its risk.

Risk rating

Conservative	Moderately conservative	Moderate	Moderately aggressive	Aggressive
--------------	-------------------------	----------	-----------------------	------------

What is the suggested investment period for this fund?

Minimum period

1 Month	6 Months	1 Year	3 Years	5 Years	7 Years
---------	----------	--------	---------	---------	---------

Who should consider investing in this fund?

This fund will attract investors who require liquidity, high current income and capital preservation.

Income

Distribution Net income is calculated and declared daily and is distributed monthly.

Declaration Monthly

General fund information

Manager(s)	Nthabiseng Malebatja
Size (NAV)	N\$ 1.23 billion
Classification	Namibia/South Africa - Money Market
Benchmark	90 Day NCD (3 Month)
Regulation 13	Does not apply
Class A	
Launch	17 August 2009
ISIN number	ZAE000137030
Alpha code	SBNMM
Minimum investment requirements -	
Lump sum	N\$ 10,000
Monthly	N\$ 500

What are the costs to invest in this fund?

Maximum charges

	Class A
Initial fee (manager)	0.000%
Initial fee (adviser)	0.000%
Annual fee (manager)	0.600%
Annual fee (adviser)	0.100%
Performance fee	N/A

Annual fee (manager) – this is a service charge (% based) applicable to each class of a fund, that is levied on the value of your portfolio and includes the **Annual fee (adviser)** fee (where applicable). Annual fees are calculated and accrued daily and recovered monthly from the income awaiting distribution in the fund. The above fees do not incur VAT.

Cost ratios (annual) including VAT as at 31 December 2020

	Class A
Based on period from:	01/01/2018
Total Expense	0.67%
Transaction Costs	0.00%
Total Investment Charge	0.67%
1 Year Total Expense	0.67%

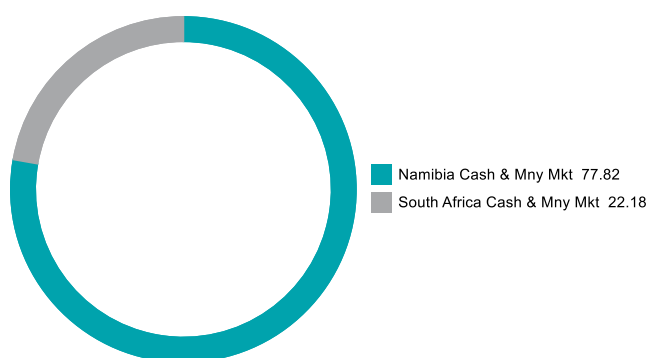
Total Expense (TER): This ratio shows the charges, levies and fees relating to the management of the portfolio and is expressed as a percentage of the average net asset value of the portfolio, calculated over the period shown and annualised to the most recently completed quarter. A higher TER does not necessarily imply a poor return, nor does a low TER imply a good return. The current TER should not be regarded as an indication of future TERs.

Transaction Costs (TC): This ratio shows the percentage of the value of the fund incurred as costs relating to the buying and selling of the fund's underlying assets. TC are a necessary cost in administering the fund and impacts fund returns. It should not be considered in isolation as returns may be impacted by many other factors over time including market returns, the type of fund, investment decisions of the investment manager and the TER.

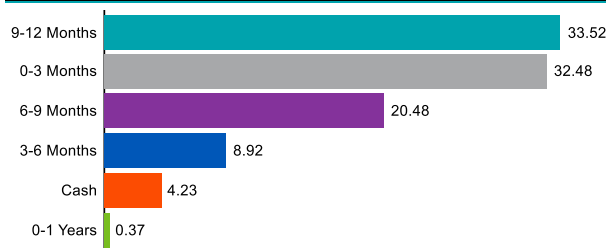
Total Investment Charges (TIC): This ratio is simply the sum of the TER and TC, showing the percentage of the value of the fund incurred as costs relating to the investment of the fund. It should be noted that performance figures account for all costs included in the TIC ratio, so you should not deduct the TIC from performance figures, the performance is already net of the TIC.

Holdings

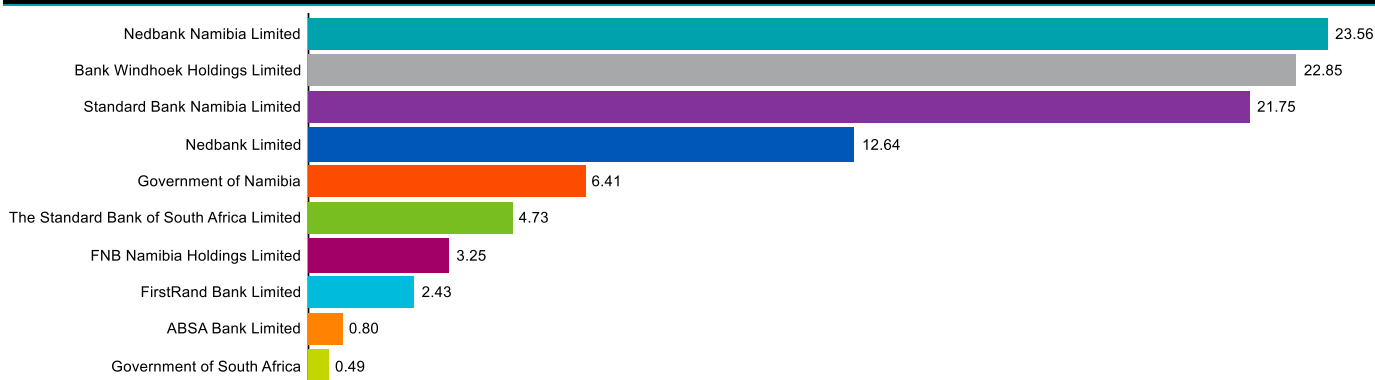
Asset allocation (%)



Sector allocation (look through) (%)



Fixed Interest Top Ten Issuer exposure (look through) (%)



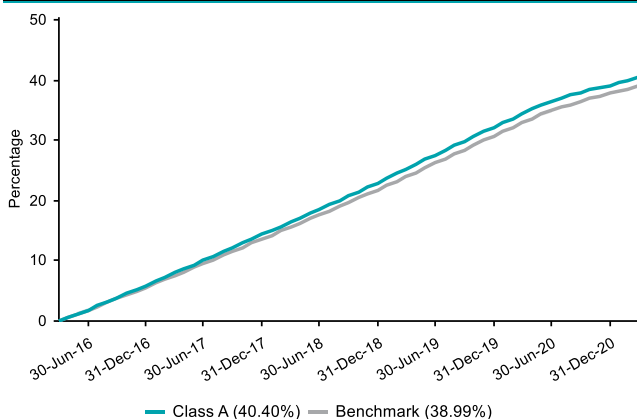
Performance and Income

Class A Launch: 17 August 2009
Benchmark: 90 Day NCD (3 Month)

Returns (%)	1yr	3yrs	5yrs	7yrs	10yrs
Class A					
Class	4.43	6.44	7.02	6.81	6.03
Benchmark	4.57	6.33	6.80	6.68	6.31

Returns (%) shown are cumulative for all periods shorter than or equal to 1 year and annualised for all periods greater than 1 year.

Cumulative performance (%) over 5 Years



Statistics (%)	1yr	3yrs	5yrs	7yrs	10yrs
Class A					
Positive Months	12	36	60	84	120
Max Gain	4.43	20.58	40.40	58.63	79.62
Max Drawdown	-	-	-	-	-
Highest	7.28	7.81	8.09	8.09	8.09
Lowest	4.43	4.43	4.43	4.43	2.04

Highest – this reflects the highest 12 month return during the period.
Lowest - this reflects the lowest 12 month return during the period.

Amount declared (cents per unit)

	Class A
30 April 20	0.53
31 May 20	0.49
30 June 20	0.44
31 July 20	0.40
31 August 20	0.36
30 September 20	0.32
31 October 20	0.31
30 November 20	0.62
31 December 20	0.31
31 January 21	0.39
28 February 21	0.55
31 March 21	0.31
In last 12 months	5.03
In 2020	5.50

Disclosures

Unit Trusts are generally medium to long term investments. The value of participatory interests may go down as well as up and past performance is not necessarily a guide to future performance. Unit Trusts are traded at ruling prices and can engage in borrowing and scrip lending.

The Standard Bank Namibia Money Market Fund is a unit portfolio (portfolio) of the STANLIB Namibia Unit Trust Scheme (the Scheme).

The manager of the Scheme is STANLIB Namibia Unit Trust Management Company Limited (the Manager). The Manager is an approved Management Company in terms of the Unit Trusts Control Act, No. 54 of 1981. The manager has a right to close a portfolio to new investors in order to manage the portfolio more efficiently in accordance with its mandate. The Manager does not provide any guarantee either with respect to the capital or the return of a portfolio. A schedule of fees and charges and maximum commissions is available on request from the Manager.

The trustee of the Scheme is First National Bank Nominees (Namibia) (Pty) Ltd.

The investments of this portfolio are managed, on behalf of the Manager, by STANLIB Namibia (Pty) Ltd, a registered Investment Manager in terms of the Stock Exchanges Control Act, No. 1 of 1985.

Prices are calculated and published on each working day, these prices are available on the Manager's website (<http://ww2.stanlib.com/Namibia>) and in Namibian printed news media. This portfolio is valued at 12h00. Forward pricing is used. Investments and repurchases will receive the price of the same day if received prior to 12h00.

This portfolio is a Money Market portfolio. A Money Market portfolio is not a bank deposit account. The price of a participatory interest is targeted at a constant value. The total return to the investor is made up of interest received and any gain or loss made on any particular instrument and in most cases the return will merely have the effect of increasing or decreasing the daily yield, however, in the case of abnormal losses it can have the effect of reducing the capital value of the portfolio. The yield (if shown) is a current 7-day average effective yield calculated daily. Excessive withdrawals from the portfolio could place the portfolio under liquidity pressures and, under such circumstances, a process of rein-fencing of withdrawal instructions and managed pay-outs over time may be followed.

All performance returns/figures quoted are shown in NAD and are based on data sourced from Morningstar or Statpro and are as at 31 March 2021.

Annualised return figures are the compound annualised growth rate (CAGR) calculated from the cumulative return for the period being measured. These annualised returns provide an indication of the annual return achieved over the period had an investment been held for the entire period. Actual annual figures are available on request from the Manager.

Portfolio performance figures are calculated for the relevant class of the portfolio, for a lump sum investment, on a NAV-NAV basis, with income reinvested on the ex-dividend date. Individual investor performance may differ due to initial fees, actual investment date, date of reinvestment of income and dividend withholding tax. Portfolio performance accounts for all costs that contribute to the calculation of the cost ratios quoted, all returns quoted are after these costs have been accounted for.

Statistics - Positive Months: the number of individual 1 month periods during the specified time period where the return was not negative; Max Gain: the maximum gain in a trough-to-peak incline before a new trough is attained, quoted as the percentage between the trough and the peak. It is an indicator of upside risk over a specified time period (quoted for all periods of 1 year or longer); Max Drawdown: the maximum loss in a peak-to-trough decline before a new peak is attained, quoted as the percentage between the peak and the trough. It is an indicator of downside risk over a specified time period (quoted for all periods of 1 year or longer, where blank no loss was experienced); Highest and Lowest: the highest and the lowest 1 year return (%) that occurred during the specified time period (quoted for all relevant classes launched 1 year or more prior to current month end date).

Additional information about this product including, but not limited to, brochures, application forms and annual or quarterly reports, can be obtained free of charge, from the Manager and from the Manager's website (<http://ww2.stanlib.com/Namibia>).

Contact details

Manager

STANLIB Namibia Unit Trust Management Company Limited
Reg. No. 98/043
4th Floor, Maerua Office Park, Maerua Mall, Corner of Jan Jonker and Centaurus Road, Windhoek
Telephone: +264 (0)61 294 2252
Email: info@stanlib.com.na
Website: <http://ww2.stanlib.com/Namibia>

Investment Manager

STANLIB Namibia (Pty) Ltd
Reg. No. CY/1968/0162
4th Floor, Maerua Office Park, Maerua Mall, Corner of Jan Jonker and Centaurus Road, Windhoek
Telephone: +264 (0)61 294 2702
Website: <http://ww2.stanlib.com/Namibia>

Trustee

First National Bank Nominees (Namibia) (Pty) Ltd
Reg. No. 2002/0180
FNB Building, Park Side, 1st Floor, 130 Independence Avenue, Windhoek
Telephone: +264 (0)61 299 2106