

## What is the fund's objective?

The fund aims to maximise total returns (i.e. both income and capital returns) over the long term.

## What does the fund invest in?

The fund invests in participatory interests of the STANLIB Global Property Fund. This in turn invests predominantly in listed property shares, mainly through real estate investment trusts, which offer investors exposure to global real estate properties and mortgages through a JSE-listed instrument. The fund's intention is to remain fully invested in property. Cash and money market investments are limited to a maximum of 5% of the fund if considered necessary. The fund can have 100% exposure to foreign markets.

## What possible risks are associated with this fund?

Possible risks associated with this fund include general market and economic risks such as fluctuations in interest rates, exchange rates, and bond yields, and geographical risk because it includes funds held globally. Where exposure to foreign investments is included in the fund, there may be additional risks, such as possible constraints on liquidity and the return of funds to South Africa, macroeconomic risks, political risks, tax risks, settlement risks, and possible limitations on the availability of market information.

## Risk rating

Conservative	Moderately conservative	Moderate	Moderately aggressive	Aggressive
--------------	-------------------------	----------	-----------------------	------------

## What is the suggested investment period for this fund?

### Minimum period

1 Month	6 Months	1 Year	3 Years	5 Years	7 Years
---------	----------	--------	---------	---------	---------

## Who should consider investing in this fund?

Investors will be attracted to this fund because of its prudent approach to achieving a total return of capital, its strong bias to income growth over the longer term, and the diversification of away from equities, and cash that is provided by this fund.

## Income

**Distribution** Net income is calculated and accrued daily and is declared and distributed semi-annually.

Due to the nature of this portfolio it is unlikely that any net income will be available for distribution.

**Declaration** 30 June, 31 December

## General fund information

### Investment managers -

Feeder STANLIB Asset Management (Pty) Ltd  
Underlying STANLIB Asset Management (Pty) Ltd

**Size (NAV)** R 1.69 billion

**Classification** Global - Real Estate - General

**Benchmark** FTSE EPRA/NAREIT Developed Rental Index Net Total Return

**Regulation 28** Does not apply

	Class B1	Class A
<b>Launch</b>	24 December 2004	24 December 2004

<b>ISIN number</b>	ZAE000060620	ZAE000060612
--------------------	--------------	--------------

<b>JSE code</b>	SIPB	SIPF
-----------------	------	------

### Minimum investment requirements -

<b>Lump sum</b>	R 5,000	R 5,000
<b>Monthly</b>	R 500	R 500

## What are the costs to invest in this fund?

### Maximum charges including VAT

	Class B1	Class A
<b>Initial fee (manager)</b>	0.000%	0.000%
<b>Initial fee (adviser)</b>	0.000%	0.000%
<b>Annual fee (manager)</b>	0.690%	1.035%
<b>Annual fee (adviser)</b>	0.000%	0.000%
<b>Performance fee</b>	N/A	N/A
<b>Adviser fee</b>	1.150%	1.150%

**Annual fee (manager)** – this is a service charge (% based) applicable to each class of a fund, that is levied on the value of your portfolio and includes the **Annual fee (adviser)** fee (where applicable). Annual fees are calculated and accrued daily and recovered monthly from the income awaiting distribution in the fund.

**Adviser fee** - this is the maximum annual service fee (% based) an adviser can charge on the value of your portfolio. It is calculated and accrued daily and recovered monthly by means of a redemption of your units. It is not included in the **Annual fee**.

### Cost ratios (annual) including VAT as at 30 June 2020

	Class B1	Class A
<b>Based on period from:</b>	01/07/2017	01/07/2017
<b>Total Expense</b>	1.36%	1.77%
<b>Transaction Costs</b>	0.08%	0.08%
<b>Total Investment Charge</b>	1.44%	1.85%
<b>1 Year Total Expense</b>	1.37%	1.78%

**Total Expense (TER):** This ratio shows the charges, levies and fees relating to the management of the portfolio and is expressed as a percentage of the average net asset value of the portfolio, calculated over the period shown and annualised to the most recently completed quarter. A higher TER does not necessarily imply a poor return, nor does a low TER imply a good return. The current TER should not be regarded as an indication of future TERs.

**Transaction Costs (TC):** This ratio shows the percentage of the value of the fund incurred as costs relating to the buying and selling of the fund's underlying assets. TC are a necessary cost in administering the fund and impacts fund returns. It should not be considered in isolation as returns may be impacted by many other factors over time including market returns, the type of fund, investment decisions of the investment manager and the TER.

**Total Investment Charges (TIC):** This ratio is simply the sum of the TER and TC, showing the percentage of the value of the fund incurred as costs relating to the investment of the fund. It should be noted that performance figures account for all costs included in the TIC ratio, so you should not deduct the TIC from performance figures, the performance is already net of the TIC.

Monthly update at 31 August 2020

## Holdings

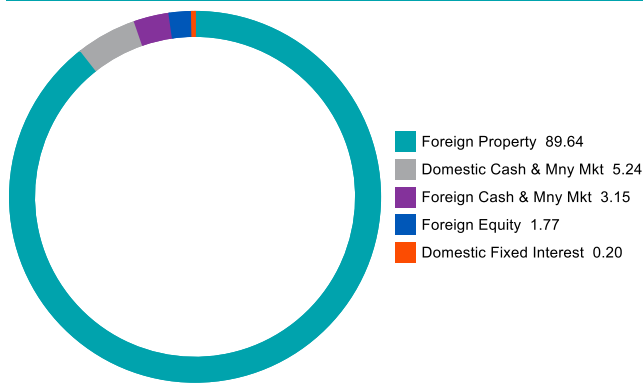
### Holdings (%)

SFL - STANLIB Global Property Fund B	94.56
STANLIB Institutional Money Market Fund B4	4.74
Domestic Cash	0.69

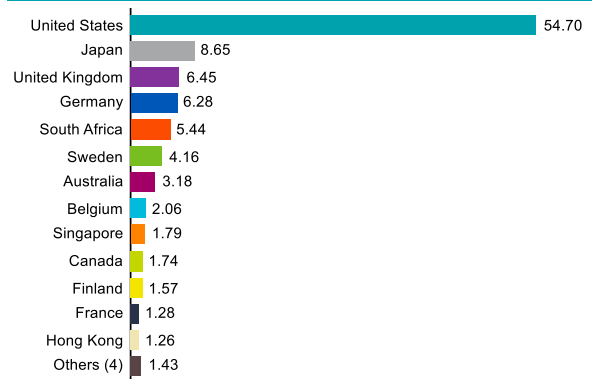
### Top Equity holdings (look through) (%)

Prologis	7.04
Digital Realty Trust Inc	4.43
Vonovia Se	4.31
Public Storage	3.34
Alexandria Real Estate Equities Inc	2.53
Invitation Homes Inc	2.53
Nippon Prologis REIT Inc	2.49
GLP J-REIT	2.20
Segro Plc	2.13
AvalonBay Communities Inc	2.09

### Asset allocation (look through) (%)



### Country allocation (look through) (%)



## Performance and Income

Class B1 Launch: 24 December 2004

Class A Launch: 24 December 2004

Benchmark: FTSE EPRA/NAREIT Developed Rental Index Net Total Return from 01/10/2018; S&P Developed REIT TR NET from 31/12/2004; UBS Global Real Estate Investors Index from 01/10/2010; EPRA/NAREIT Global Real Estate Index from launch.

Returns (%)	1yr	3yrs	5yrs	7yrs	10yrs
<b>Class B1</b>					
Class	-3.05	9.08	5.95	10.86	14.16
Rank/Out of	14/17	8/16	5/9	3/7	2/5
Sector Average	1.47	9.54	6.22	10.61	13.16
Benchmark	-3.29	9.34	8.75	12.91	16.62
<b>Class A</b>					
Class	-3.76	8.52	5.41	10.31	13.60

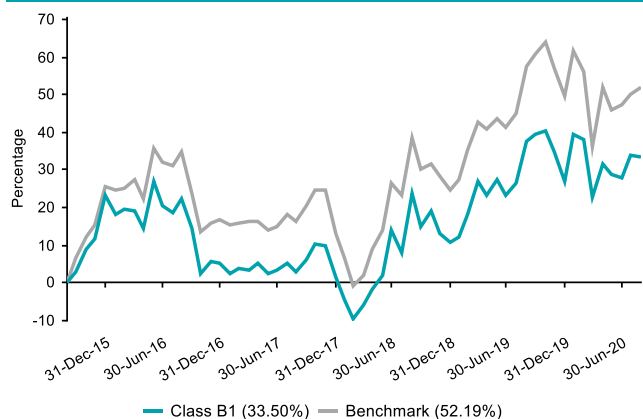
Returns (%) shown are cumulative for all periods shorter than or equal to 1 year and annualised for all periods greater than 1 year.

Statistics (%)	1yr	3yrs	5yrs	7yrs	10yrs
<b>Class B1</b>					
Positive Months	5	19	31	48	69
Max Gain	9.02	55.14	55.14	116.52	295.44
Max Drawdown	-12.63	-17.89	-28.68	-28.68	-28.68
Highest	24.57	35.11	36.95	36.95	43.48
Lowest	-3.29	-12.86	-19.27	-19.27	-19.27
<b>Class A</b>					
Highest	24.07	34.57	36.30	36.30	42.82
Lowest	-3.76	-13.27	-19.67	-19.67	-19.67

Highest – this reflects the highest 12 month return during the period.

Lowest - this reflects the lowest 12 month return during the period.

### Cumulative performance (%) over 5 Years



### Amount declared (cents per unit)

	Class B1	Class A
31 December 19	0.00	0.00
30 June 20	0.00	0.00
In last 12 months	0.00	0.00
In 2019	0.00	0.00

## Disclosures

Collective Investment Schemes in Securities (CIS) are generally medium to long term investments. The value of participatory interests may go down as well as up and past performance is not necessarily a guide to future performance. CIS are traded at ruling prices and can engage in borrowing and scrip lending.

The STANLIB Global Property Feeder Fund is a portfolio of the STANLIB Collective Investment Scheme (the Scheme).

The manager of the Scheme is STANLIB Collective Investments (RF) (Pty) Limited (the Manager). The Manager is authorised in terms of the Collective Investment Schemes Control Act, No. 45 of 2002 (CISCA) to administer Collective Investment Schemes (CIS) in Securities. Liberty is a full member of the Association for Savings and Investments of South Africa (ASISA). The Manager is a member of the Liberty Group of Companies. The manager has a right to close a portfolio to new investors in order to manage the portfolio more efficiently in accordance with its mandate. The Manager does not provide any guarantee either with respect to the capital or the return of a CIS portfolio. A schedule of fees and charges and maximum commissions is available on request from the Manager.

The trustee of the Scheme is Standard Chartered Bank.

The investments of this portfolio are managed, on behalf of the Manager, by STANLIB Asset Management (Pty) Ltd, an authorised financial services provider (FSP), FSP No. 719, under the Financial Advisory and Intermediary Services Act (FAIS), Act No. 37 of 2002.

Prices are calculated and published on each working day, these prices are available on the Manager's website ([www.stanlib.com](http://www.stanlib.com)) and in South African printed news media. This portfolio is valued at 15h00. Forward pricing is used. Investments and repurchases will receive the price of the same day if received prior to 15h00.

This portfolio is permitted to invest in foreign securities. Should the portfolio include any foreign securities these could expose the portfolio to any of the following risks: potential constraints on liquidity and the repatriation of funds; macroeconomic risks; political risks; foreign exchange risks; tax risks; settlement risks; and potential limitations on the availability of market information.

This portfolio is a Feeder Fund portfolio. A Feeder Fund portfolio is a portfolio that invests in a single portfolio of a collective investment scheme, that levies its own charges, which could result in a higher fee structure for the Feeder Fund.

All performance returns and ranking figures quoted are shown in ZAR and are based on data sourced from Morningstar or Statpro and are as at 31 August 2020.

Annualised return figures are the compound annualised growth rate (CAGR) calculated from the cumulative return for the period being measured. These annualised returns provide an indication of the annual return achieved over the period had an investment been held for the entire period. Actual annual figures are available on request from the Manager.

Portfolio performance figures are calculated for the relevant class of the portfolio, for a lump sum investment, on a NAV-NAV basis, with income reinvested on the ex-dividend date. Individual investor performance may differ due to initial fees, actual investment date, date of reinvestment of income and dividend withholding tax. Portfolio performance accounts for all costs that contribute to the calculation of the cost ratios quoted, all returns quoted are after these costs have been accounted for.

Statistics - Positive Months: the number of individual 1 month periods during the specified time period where the return was not negative; Max Gain: the maximum gain in a trough-to-peak incline before a new trough is attained, quoted as the percentage between the trough and the peak. It is an indicator of upside risk over a specified time period (quoted for all periods of 1 year or longer); Max Drawdown: the maximum loss in a peak-to-trough decline before a new peak is attained, quoted as the percentage between the peak and the trough. It is an indicator of downside risk over a specified time period (quoted for periods of 1 year or longer, where no value is shown no loss was experienced); Highest and Lowest: the highest and the lowest 1 year return (%) that occurred during the specified time period (quoted for all relevant classes launched 1 year or more prior to current month end date).

Additional information about this product including, but not limited to, brochures, application forms and annual or quarterly reports, can be obtained free of charge, from the Manager and from the Manager's website ([www.stanlib.com](http://www.stanlib.com)).

## Contact details

### Manager

STANLIB Collective Investments (RF) (Pty) Limited  
Reg. No. 1969/003468/07  
17 Melrose Boulevard, Melrose Arch, 2196  
Telephone: 0860 123 003  
Email: [contact@stanlib.com](mailto:contact@stanlib.com)  
Website: [www.stanlib.com](http://www.stanlib.com)

### Investment Manager

STANLIB Asset Management (Pty) Ltd  
An authorised financial services provider, FSP No. 719  
Reg. No. 1969/002753/07  
17 Melrose Boulevard, Melrose Arch, 2196  
Telephone: +27 (0)11 448 6000  
Website: [www.stanlib.com](http://www.stanlib.com)

### Trustee

Standard Chartered Bank  
Reg. No. 2003/020177/10  
2nd Floor, 115 West Street, Sandton, 2196  
Telephone: +27 (0)11 217 6600