

STANLIB Enhanced Yield Fund

Fund information update at 31 July 2020

STANLIB

What is the fund's objective?

The fund aims to maximise income while providing maximum stability of capital.

What does the fund invest in?

The fund invests in South African money market instruments, bonds, fixed deposits and other high yielding instruments. The maximum average weighted duration of the fund is 180 days and the maximum tenor for any one instrument is 36 months.

What possible risks are associated with this fund?

As this fund invests in floating rate interest instruments, the interest rate risks are limited and therefore only credit risk is applicable. Risks include credit risk of the underlying assets, interest rate fluctuations, inflation, general market conditions and duration risk, that is, if rates move in a direction contrary to what was expected.

Risk rating

Conservative	Moderately conservative	Moderate	Moderately aggressive	Aggressive
--------------	-------------------------	----------	-----------------------	------------

What is the suggested investment period for this fund?

Minimum period

1 Month	6 Months	1 Year	3 Years	5 Years	7 Years
---------	----------	--------	---------	---------	---------

Who should consider investing in this fund?

This fund suits investors who have a need for a reasonable level of income but would like to protect the stability of their capital over the shorter term.

Income

Distribution Net income is calculated and accrued daily and is declared and distributed monthly.

Declaration Monthly

General fund information

Manager(s) Eulali Gouws and Ansie van Rensburg
Size (NAV) R 5.23 billion
Classification South African - Interest Bearing - Short Term
Benchmark STeFI Composite Index
Regulation 28 Does not apply

	Class A	Class B1
Launch	11 October 2006	03 January 2017
ISIN number	ZAE000082129	ZAE000237871
JSE code	SCPA	SEYFB1
Minimum investment requirements -		
Lump sum	R 5,000	R 5,000
Monthly	R 500	R 500

What are the costs to invest in this fund?

Maximum charges including VAT

	Class A	Class B1
Initial fee (manager)	0.000%	0.000%
Initial fee (adviser)	0.173%	0.000%
Annual fee (manager)	0.633%	0.518%
Annual fee (adviser)	0.115%	0.000%
Performance fee	N/A	N/A
Adviser fee	N/A	1.150%

Annual fee (manager) – this is a service charge (% based) applicable to each class of a fund, that is levied on the value of your portfolio and includes the **Annual fee (adviser)** fee (where applicable). Annual fees are calculated and accrued daily and recovered monthly from the income awaiting distribution in the fund.

Adviser fee - this is the maximum annual service fee (% based) an adviser can charge on the value of your portfolio. It is calculated and accrued daily and recovered monthly by means of a redemption of your units. It is not included in the **Annual fee**.

Cost ratios (annual) including VAT as at 30 June 2020

	Class A	Class B1
Based on period from:	01/07/2017	01/07/2017
Total Expense	0.64%	0.52%
Transaction Costs	0.00%	0.00%
Total Investment Charge	0.64%	0.52%
1 Year Total Expense	0.64%	0.53%

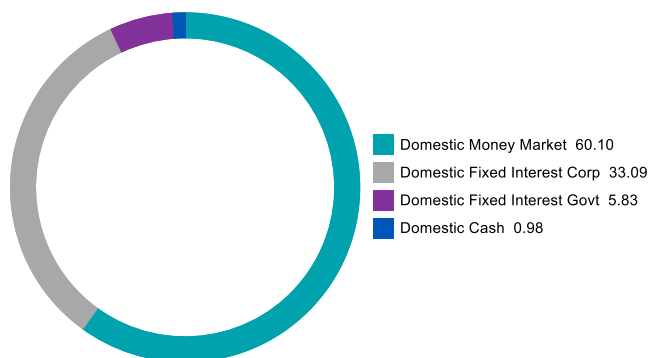
Total Expense (TER): This ratio shows the charges, levies and fees relating to the management of the portfolio and is expressed as a percentage of the average net asset value of the portfolio, calculated over the period shown and annualised to the most recently completed quarter. A higher TER does not necessarily imply a poor return, nor does a low TER imply a good return. The current TER should not be regarded as an indication of future TERs.

Transaction Costs (TC): This ratio shows the percentage of the value of the fund incurred as costs relating to the buying and selling of the fund's underlying assets. TC are a necessary cost in administering the fund and impacts fund returns. It should not be considered in isolation as returns may be impacted by many other factors over time including market returns, the type of fund, investment decisions of the investment manager and the TER.

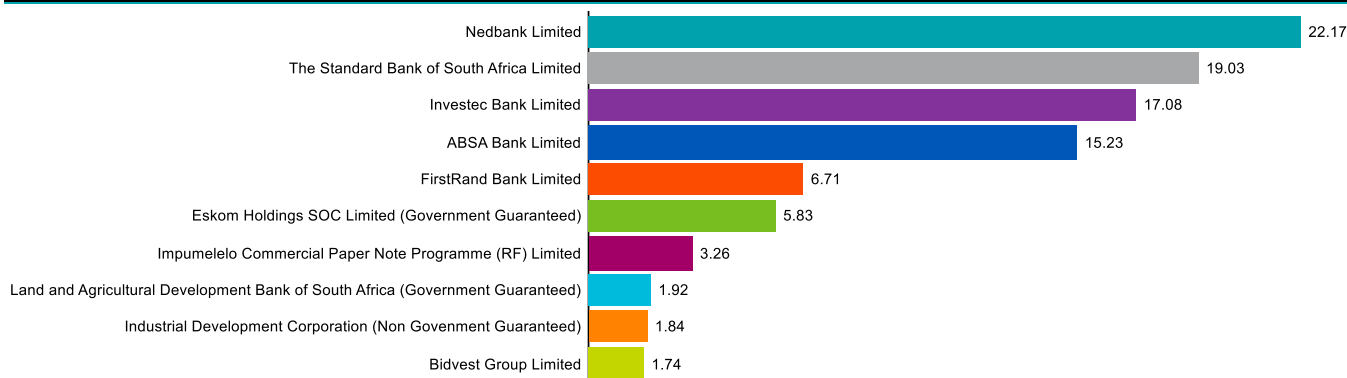
Total Investment Charges (TIC): This ratio is simply the sum of the TER and TC, showing the percentage of the value of the fund incurred as costs relating to the investment of the fund. It should be noted that performance figures account for all costs included in the TIC ratio, so you should not deduct the TIC from performance figures, the performance is already net of the TIC.

Holdings

Asset allocation (%)



Fixed Interest Top 10 Issuer exposure (%)



Performance and Income

Class A Launch: 11 October 2006

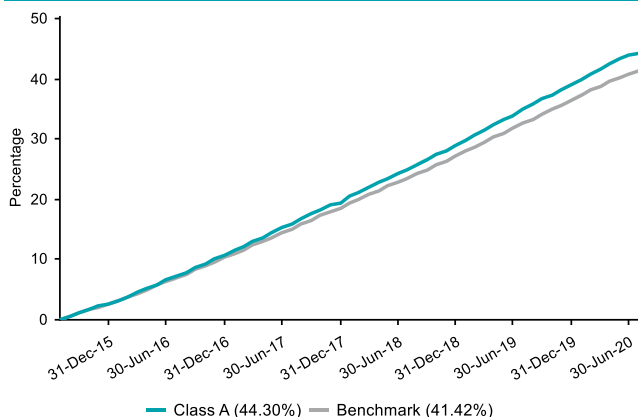
Class B1 Launch: 03 January 2017

Benchmark: STeFI Composite Index

Returns (%)	1yr	3yrs	5yrs	7yrs	10yrs
Class A					
Class	6.97	7.54	7.61	7.07	6.76
Benchmark	6.66	7.09	7.17	6.81	6.46
Class B1					
Class	7.09	7.66			

Returns (%) shown are cumulative for all periods shorter than or equal to 1 year and annualised for all periods greater than 1 year.

Cumulative performance (%) over 5 Years



Statistics (%)	1yr	3yrs	5yrs	7yrs	10yrs
Class A					
Positive Months	12	36	60	83	119
Max Gain	6.97	24.37	44.30	61.29	92.43
Max Drawdown	-	-	-	-0.14	-0.14
Highest	7.95	8.26	8.27	8.27	8.27
Lowest	6.97	6.97	6.38	5.15	5.15
Class B1					
Highest	8.07	8.07			
Lowest	7.09	7.09			

Highest – this reflects the highest 12 month return during the period.
Lowest - this reflects the lowest 12 month return during the period.

Amount declared (cents per unit)

	Class A	Class B1
30 August 19	0.61	0.62
30 September 19	0.63	0.64
31 October 19	0.62	0.63
29 November 19	0.58	0.59
31 December 19	0.64	0.65
31 January 20	0.62	0.63
28 February 20	0.55	0.56
31 March 20	0.62	0.63
30 April 20	0.56	0.57
29 May 20	0.48	0.49
30 June 20	0.47	0.48
31 July 20	0.40	0.41
In last 12 months	6.78	6.90
In 2019	7.52	7.64

Disclosures

Collective Investment Schemes in Securities (CIS) are generally medium to long term investments. The value of participatory interests may go down as well as up and past performance is not necessarily a guide to future performance. CIS are traded at ruling prices and can engage in borrowing and scrip lending.

The STANLIB Enhanced Yield Fund is a portfolio of the STANLIB Collective Investment Scheme (the Scheme).

The manager of the Scheme is STANLIB Collective Investments (RF) (Pty) Limited (the Manager). The Manager is authorised in terms of the Collective Investment Schemes Control Act, No. 45 of 2002 (CISCA) to administer Collective Investment Schemes (CIS) in Securities. Liberty is a full member of the Association for Savings and Investments of South Africa (ASISA). The Manager is a member of the Liberty Group of Companies. The manager has a right to close a portfolio to new investors in order to manage the portfolio more efficiently in accordance with its mandate. The Manager does not provide any guarantee either with respect to the capital or the return of a CIS portfolio. A schedule of fees and charges and maximum commissions is available on request from the Manager.

The trustee of the Scheme is Standard Chartered Bank.

The investments of this portfolio are managed, on behalf of the Manager, by STANLIB Asset Management (Pty) Ltd, an authorised financial services provider (FSP), FSP No. 719, under the Financial Advisory and Intermediary Services Act (FAIS), Act No. 37 of 2002.

Prices are calculated and published on each working day, these prices are available on the Manager's website (www.stanlib.com) and in South African printed news media. This portfolio is valued at 15h00. Forward pricing is used. Investments and repurchases will receive the price of the same day if received prior to 15h00.

This is a portfolio that derives its income primarily from interest-bearing instruments. The yield (if shown) is a current effective yield calculated daily.

All performance returns and ranking figures quoted are shown in ZAR and are based on data sourced from Morningstar or Statpro and are as at 31 July 2020.

Annualised return figures are the compound annualised growth rate (CAGR) calculated from the cumulative return for the period being measured. These annualised returns provide an indication of the annual return achieved over the period had an investment been held for the entire period. Actual annual figures are available on request from the Manager.

Portfolio performance figures are calculated for the relevant class of the portfolio, for a lump sum investment, on a NAV-NAV basis, with income reinvested on the ex-dividend date. Individual investor performance may differ due to initial fees, actual investment date, date of reinvestment of income and dividend withholding tax. Portfolio performance accounts for all costs that contribute to the calculation of the cost ratios quoted, all returns quoted are after these costs have been accounted for.

Statistics - Positive Months: the number of individual 1 month periods during the specified time period where the return was not negative; Max Gain: the maximum gain in a trough-to-peak incline before a new trough is attained, quoted as the percentage between the trough and the peak. It is an indicator of upside risk over a specified time period (quoted for all periods of 1 year or longer); Max Drawdown: the maximum loss in a peak-to-trough decline before a new peak is attained, quoted as the percentage between the peak and the trough. It is an indicator of downside risk over a specified time period (quoted for periods of 1 year or longer, where no value is shown no loss was experienced); Highest and Lowest: the highest and the lowest 1 year return (%) that occurred during the specified time period (quoted for all relevant classes launched 1 year or more prior to current month end date).

Additional information about this product including, but not limited to, brochures, application forms and annual or quarterly reports, can be obtained free of charge, from the Manager and from the Manager's website (www.stanlib.com).

Contact details

Manager

STANLIB Collective Investments (RF) (Pty) Limited
Reg. No. 1969/003468/07
17 Melrose Boulevard, Melrose Arch, 2196
Telephone: 0860 123 003
Email: contact@stanlib.com
Website: www.stanlib.com

Investment Manager

STANLIB Asset Management (Pty) Ltd
An authorised financial services provider, FSP No. 719
Reg. No. 1969/002753/07
17 Melrose Boulevard, Melrose Arch, 2196
Telephone: +27 (0)11 448 6000
Website: www.stanlib.com

Trustee

Standard Chartered Bank
Reg. No. 2003/020177/10
2nd Floor, 115 West Street, Sandton, 2196
Telephone: +27 (0)11 217 6600