



Standard STANLIB Yield Plus Fund

Minimum Disclosure Document as at 31 March 2024

Investment description

The Fund is an interest-bearing portfolio, constructed and managed on a multi-managed basis in order to achieve appropriate diversification. It invests mainly in shorter-term bonds, fixed deposits and other short-term interest-earning securities. It has been designed to be conservative, liquid and competitive in the ASISA category in which it is classified.

Fund objective

The Fund's objective is to provide a high level of income and stability of capital by investing in interest earning and money market instruments. It aims to outperform the Short Term Fixed Interest (STeFI) Composite Index while also remaining competitive in the ASISA category in which it is classified.

Suitable investors

Are those investors who:

- wish to diversify single manager risk;
- require monthly income distributions;
- are looking for stable income but seek returns higher than cash or bank deposits;
- are highly risk-averse with little capacity for capital loss;
- typically have a short-term investment horizon.

Risk profile and minimum investment period



Please refer to the "Information to consider before investing" section for further information.

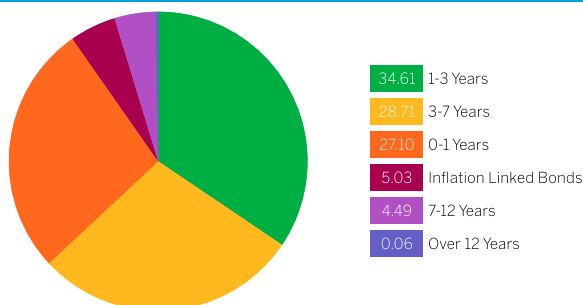
Underlying managers

ALUWANI Capital Partners
Granate Asset Management
Prescient Investment Management
STANLIB Asset Management

Modified duration

Fund	0.61 years
Benchmark	0.57 years

Asset allocation/sector (look through) (%)



Portfolio facts

Portfolio manager	STANLIB Multi-Manager
Portfolio size (NAV)	R 4.23 billion
ASISA category	South African - Interest Bearing - Short Term
Income distribution	Net income is calculated and declared daily and is distributed monthly.
Income declaration	Monthly
Benchmark	Alexander Forbes Short-Term Fixed Interest Composite Index (STeFI)
Regulation 28	Complies

	Class B1
Launch date	26 September 2016
Minimum investment requirement:	
Lump sum	R 5,000
Debit order per month	R 500
ISIN number	ZAE000223624
JSE code	STYB1

Fees

Class B1	Maximum (incl. VAT)
Initial advice fee	3.45%
Annual management fee	0.69%
Annual advice fee	1.15%

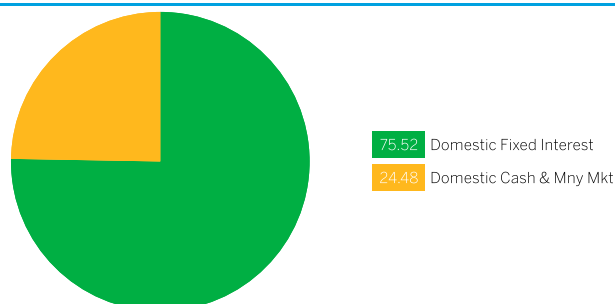
Please refer to "Cost ratios and fees" section for further information.

Income distribution (cpu) and effective yield

Class B1	Mar'24	Feb'24	Jan'24	Dec'23	Last 12m
Distribution	0.54	0.59	1.11	0.51	8.41
Yield	8.95%	8.93%	9.00%	8.99%	

If the income earned in the form of dividends and interest exceeds the total expenses, the fund class will make a distribution. (cpu = cents per units).

Asset allocation/type (look through) (%)



Top 10 issuer exposure (look through) (%)

The Standard Bank of South Africa Limited	18.71
Government of South Africa	12.56
Nedbank Limited	11.74
FirstRand Bank Limited	11.30
ABSA Bank Limited	10.94
Investec Bank Limited	8.76
Fortress Income Fund Limited	1.51
Barclays Bank Public Limited Company South Africa	1.29
MTN Group Limited	1.29
Standard Chartered South Africa	1.25



Standard STANLIB Yield Plus Fund

Performance

Returns (%)	1yr	3yrs	5yrs	7yrs	Launch
Class B1	9.05	6.81	6.75	7.12	7.19
Benchmark	8.39	6.08	6.00	6.42	6.57
CPI+1	6.56	7.07	6.13	5.82	5.92

Review period	Lowest annual return (%)	Highest annual return (%)
1 year	6.48	Jun'22 - May'23
2 years	4.19	Jul'21 - Jun'22
3 years	4.19	Jul'21 - Jun'22
5 years	4.19	Jul'21 - Jun'22
Launch	4.19	Jul'21 - Jun'22

Risk statistics since Launch	Class B1
Standard deviation	0.69
Sharpe ratio	1.31
Maximum gain	68.27%
Maximum drawdown	-

Returns (%) - cumulative for all periods to 1 year, annualised for all longer periods. All data is based on Launch date of 1 October 2016. Please refer to the "Performance information" section for further information.

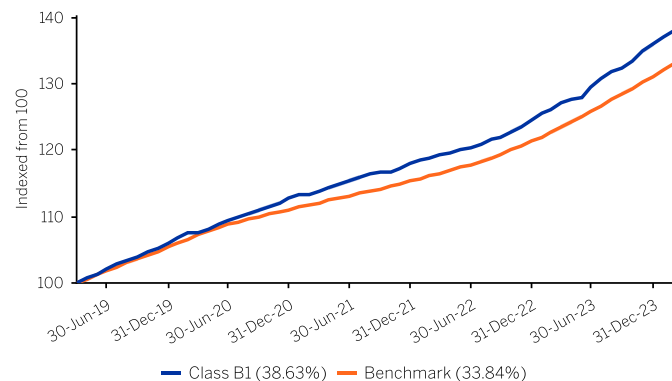
Fund information

Standard Bank and STANLIB

Standard Bank, with its heritage established in South Africa in 1862 and a deep commitment to delivering an exceptional client experience, has teamed up with STANLIB to build the GoalStandard range of funds.

STANLIB, and specifically its multi-manager capability, has an experienced investment team with a diverse set of investment skills to enable it to deliver on the investment goals of its clients.

Cumulative performance (%) over 5 years



GoalStandard range of funds

The Fund forms part of a multi-managed single asset-class range:

	Risk indicator	Inv term	Inv objective
Yield Plus	Conservative	Short term	CPI+1% over rolling 2-year periods
Bond	Moderate	Short to Medium term	CPI+2% over rolling 3-year periods
Property	Moderately Aggressive	Medium to Long term	CPI+4% over rolling 5-year periods
Equity	Aggressive	Long term	CPI+7% over rolling 8-year periods



Standard STANLIB Yield Plus Fund

Important information for investors

Information to be considered before investing

Collective Investment Schemes in Securities (CIS) are generally medium to long term investments. The value of participatory interests may go down as well as up and past performance is not necessarily a guide to future performance. CIS are traded at ruling prices and can engage in borrowing and scrip lending. The Standard STANLIB Yield Plus Fund is a portfolio of the STANLIB Collective Investment Scheme (the Scheme). The manager of the Scheme is STANLIB Collective Investments (RF) (Pty) Limited (the Manager). The Manager is authorised in terms of the Collective Investment Schemes Control Act, No. 45 of 2002 (CISCA) to administer Collective Investment Schemes (CIS) in Securities. Liberty is a full member of the Association for Savings and Investments of South Africa (ASISA). The Manager is a member of the Liberty Group of Companies. The manager has a right to close a portfolio to new investors in order to manage the portfolio more efficiently in accordance with its mandate. The Manager does not provide any guarantee either with respect to the capital or the return of a CIS portfolio. A schedule of fees and charges and maximum commissions is available on request from the Manager. The trustee of the Scheme is Standard Chartered Bank. The investments of this portfolio are managed, on behalf of the Manager, by STANLIB Multi-Manager a division of STANLIB Asset Management (Pty) Ltd, an authorised financial services provider (FSP), FSP No. 719, under the Financial Advisory and Intermediary Services Act (FAIS), Act No. 37 of 2002. This portfolio is permitted to invest in foreign securities. Should the portfolio include any foreign securities these could expose the portfolio to any of the following risks: potential constraints on liquidity and the repatriation of funds; macroeconomic risks; political risks; foreign exchange risks; tax risks; settlement risks; and potential limitations on the availability of market information. This is a portfolio that derives its income primarily from interest-bearing instruments. The yield (if shown) is a current effective yield calculated daily. This portfolio is a third party named, co-named portfolio. The Manager retains full legal responsibility for this portfolio. A third party named, co-named portfolio is a portfolio bearing the name of both the Manager and the financial services provider (FSP) where the FSP, under an agreement with the Manager, undertakes financial services of a discretionary nature, as contemplated in the Financial Advisory and Intermediary Services Act, Act No. 37 of 2002 (FAIS), in relation to the assets of the portfolio. Standard Trust Limited, an authorised FSP, FSP No. 705, FAIS, is the third party manager of this portfolio. The FSP is a wholly owned subsidiary of the Standard Bank Group Limited and is a related party to the Manager, the FSP may earn additional fees other than those charged by the Manager. It is the responsibility of the FSP to disclose additional fees to the investor. This document is not advice, as defined under FAIS. Please be advised that there may be representatives acting under supervision.

Unit price – how it works

Prices are calculated and published on each working day, these prices are available on the Manager's website (www.stanlib.com) and in South African printed news media. This portfolio is valued at 15h00. Forward pricing is used. Investments and repurchases will receive the price of the same day if received prior to 15h00. The payment of withdrawals may be delayed in extraordinary circumstances, when the Manager with the consent of the Fund trustees deems this to be in the interest of all Fund investors. These circumstances may include periods when significant underlying markets suspend trading which will prevent accurate valuation of the instruments held in the Fund. When the suspension of trading relates to only certain assets held by the Fund, these assets may be side-pocketed. This process allows normal liquidity on the assets that can be valued but, will delay liquidity on the affected portion of the Fund. If the Fund is faced with excessive withdrawals, the affected withdrawals may be ring-fenced, which is the separation and delayed sale of the assets reflecting the interest of the liquidity seeking investors. It ensures that the sale of a large number of units will not force the Manager to sell the underlying investments in a manner that may have a negative impact on remaining investors of the Fund.

Performance information

All performance returns and ranking figures quoted are shown in ZAR and are based on data sourced from Morningstar or Statpro and are as at 31 March 2024. Annualised return figures are the compound annualised growth rate (CAGR) calculated from the cumulative return for the period being measured. These annualised returns provide an indication of the annual return achieved over the period had an investment been held for the entire period. Actual annual figures are available on request from the Manager. Portfolio performance figures are calculated for the relevant class of the portfolio, for a lump sum investment, on a NAV-NAV basis, with income reinvested on the ex-dividend date. Individual investor performance may differ due to initial fees, actual investment date, date of reinvestment of income and dividend withholding tax. Portfolio performance accounts for all costs that contribute to the calculation of the cost ratios quoted, all returns quoted are after these costs have been accounted for.

Risk statistics – Standard deviation: the volatility of a Fund's monthly returns; Sharpe Ratio: compares the Fund's excess return over the period (above the risk free rate - STeFI Call) to the standard deviation of its monthly returns; Max Gain: maximum gain in a trough-to-peak incline before a new trough is attained, quoted as the percentage between the trough and the peak. It is an indicator of upside risk; Max Drawdown: maximum loss in a peak-to-trough decline before a new peak is attained, quoted as the percentage between the peak and the trough. It is an indicator of downside risk (where no value is shown no loss was experienced).

Cost ratios and fees

Cost ratios	1 Year TER	1 Year TC ¹	1 Year TIC	3 Years TER	3 Years TC ¹	3 Years TIC
Class B1	0.70%	0.00%	0.70%	0.70%	0.00%	0.70%

The cost ratios shown have been calculated for the period ending 31/12/2023, from 01/01/2023 for the 1 Year and from 01/01/2021 for the 3 Years.

¹Transaction Costs include brokerage, Securities Transfer Tax, STRATE, Levies and VAT.

Total Expense (TER): This ratio shows the charges, levies and fees relating to the management of the portfolio and is expressed as a percentage of the average net asset value of the portfolio, calculated over the period shown and annualised to the most recently completed quarter. A higher TER does not necessarily imply a poor return, nor does a low TER imply a good return. The current TER should not be regarded as an indication of future TERs.

Transaction Costs (TC): This ratio shows the percentage of the value of the fund incurred as costs relating to the buying and selling of the fund's underlying assets. TC are a necessary cost in administering the fund and impacts fund returns. It should not be considered in isolation as returns may be impacted by many other factors over time including market returns, the type of fund, investment decisions of the investment manager and the TER.

Total Investment Charges (TIC): This ratio is simply the sum of the TER and TC, showing the percentage of the value of the fund incurred as costs relating to the investment of the fund. It should be noted that performance figures account for all costs included in the TIC ratio, so you should not deduct the TIC from performance figures, the performance is already net of the TIC.

Annual management fee

The Fund charges a fixed annual management fee (i.e. fee class) as a percentage of the assets under management, to ensure a simple and understandable fee structure. The Fund invests primarily in segregated mandates but may also invest in other unit trusts i.e. "Underlying Fund Fees", which are included in the Total Expense Ratio (TER). The annual management fee is accrued daily and paid on a monthly basis.

Performance fees

Neither the Manager, STANLIB Multi-Manager nor underlying manager(s)/fund(s) charge/earn any performance fees.

Advice fees

If an investor appoints an adviser, advice fees are contracted directly between the investor and the adviser. The Manager will facilitate the collection of advice fees only upon receiving an investor's instruction to do so. Initial advice fees up to a maximum of 3.45% are collected prior to units being purchased and ongoing advice fees up to a maximum of 1.15% are collected monthly through the redemption of units held by an investor in the Fund. An investor may cancel the instruction to facilitate the payment of advice fees at any time.

Additional information

Additional information about this product including, but not limited to, brochures, application forms and annual or quarterly reports, can be obtained free of charge, from the Manager and from the Manager's website (www.stanlib.com).

This document does not constitute an offer of sale. Investors are requested to view the latest Minimum Disclosure Document (MDD), for the provision of additional information pertaining to the product, as well as seeking professional advice, should they be considering an investment in the product. The Manager provides no guarantee or warranty as to the accuracy of the content of this document. Every effort has been made to ensure that the content is accurate at time of issue.

Contact information

Manager: STANLIB Collective Investments (RF) (Pty) Limited. Reg. No. 1969/003468/07. 17 Melrose Boulevard, Melrose Arch, 2196. T: 0860 123 003 W: www.stanlib.com

Trustee: Standard Chartered Bank. Reg. No. 2003/020177/10. 2nd Floor, 115 West Street, Sandton, 2196. T: +27 (0)11 217 6600

Third party manager: Standard Trust Limited. Reg. No. 1880/000010/06. T: +27 (0)11 283 1100

Investment manager: STANLIB Multi-Manager a division of STANLIB Asset Management (Pty) Ltd. Reg. No. 1969/002753/07. T: +27 (0)11 448 6000 W: www.stanlibmultimanager.com